

p57 Antibody [KP10]

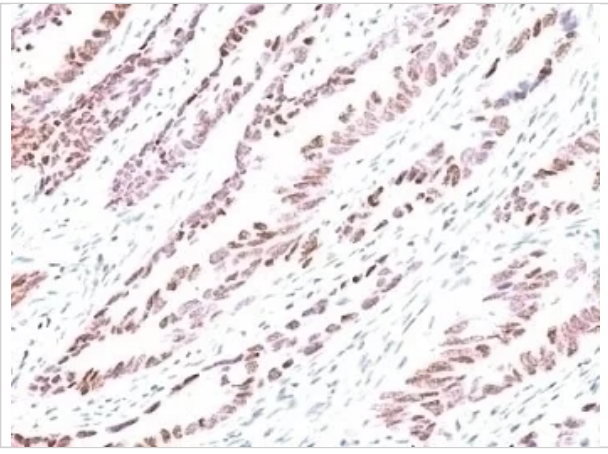
CATALOG NUMBER: 33-317

Specifications

Host Species	Mouse
Species Reactivity	Human, Mouse
Immunogen	Recombinant human protein was used as the immunogen for the p57 antibody.
Conjugate	Unconjugated
Tested Applications	Flow, IF, IHC-P, WB
User Note	Optimal dilutions for each application to be determined by the researcher


Properties

Purification	Protein G affinity chromatography
Clonality	Monoclonal
Isotype	IgG2b, kappa
Physical State	Liquid
Buffer	PBS with 0.1 mg/ml BSA and 0.05% sodium azide
Concentration	0.2 mg/mL
Storage Conditions	Aliquot and Store at 2-8°C. Avoid freeze-thaw cycles.




p57 Antibody [KP10] 1

Formalin-fixed, paraffin-embedded human colon carcinoma stained with p57 antibody (KP10).



p57 Antibody [KP10] 2

Western blot testing of human Jurkat cell lysate with p57 antibody (clone KP10).



p57 Antibody [KP10] 3

SDS-PAGE Analysis of Purified, BSA-Free p57 Antibody (clone KP10). Confirmation of Integrity and Purity of the Antibody.

Disclaimer

Disclaimer

Optimal dilutions/concentrations should be determined by the end user. The information provided is a guideline for product use. This product is for research use only.

For research use only. For additional information, visit ProSci's [Terms and Conditions Page](#).