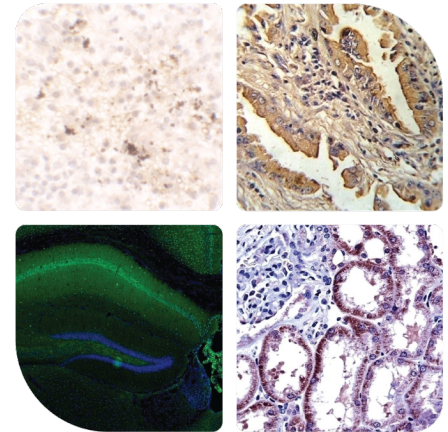


Referring to the overproduction of cytokines as an inflammatory response due to infection, the named “cytokine storm” has various causes, including infections by bacteria and viruses such as SARS-CoV-2. Cytokines are proteins secreted by the immune system and promote the body’s immune response. While helpful in mediating an immune response and controlling infections, an overproduction of cytokines can be harmful to the host. We offer cytokines products for research to assist in understanding these effects on human health.

ProSci is the leading supplier in antibodies and proteins for cytokine research. Our list includes interferons (IF), interleukins (ILs), tumor necrosis factor (TNF), chemokines, colony stimulating factors (CSFs), and growth factors.



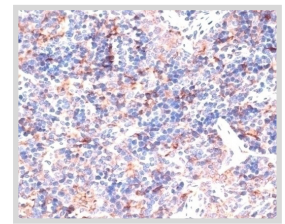
The Importance of Interleukin-6 (IL-6) and COVID-19

One interleukin garnering attention in COVID-19 as a potential biomarker or therapeutic target to control the cytokine storm is IL-6 as blood levels correlate to patient mortality. ProSci has a catalog of IL-6 antibodies and recombinant proteins for a variety of applications to further research into the cytokine storm.

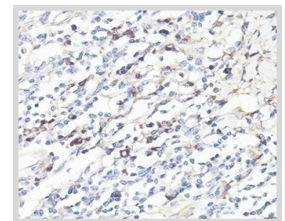
Select IL-6 Antibodies

Product	Cat. No.	Clonality	Host	Tested Applications
IL6 Antibody	13-129	Polyclonal	Rabbit	WB, IHC, IF
IL6 Antibody	13-918	Polyclonal	Rabbit	WB, IHC, IF
IL6 Antibody	15-666	Polyclonal	Rabbit	WB, IF
IL6 Antibody	18-652	Polyclonal	Rabbit	WB, IHC, Flow
IL6 Antibody	56-451	Polyclonal	Rabbit	WB, IHC-P, Flow

For a complete list of IL-6 antibodies visit us at prosci-inc.com



IL6 Antibody
Cat. No. 13-129
IHC of paraffin-embedded mouse spleen using IL6 antibody.

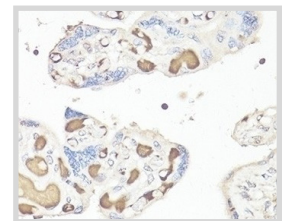


IL6 Antibody
Cat. No. 13-918
IHC of paraffin-embedded human tonsil using IL6 antibody.

Select IL-6 Recombinant Proteins

Product	Cat. No.	Fusion Tag	Sequence	Source
IL-6 Recombinant Protein	40-129		Pro 29 - Met 212	<i>E. coli</i>
IL-6 Recombinant Protein	40-523		Pro 29 - Met 212	<i>E. coli</i>
IL-6 Recombinant Protein	91-007	Tag Free	Pro 29 - Met 212	<i>E. coli</i>

For a complete list of IL-6 recombinant proteins, visit us at prosci-inc.com



IL6 Antibody
Cat. No. 13-918
IHC of paraffin-embedded human placenta using IL6 antibody.

ProSci Incorporated

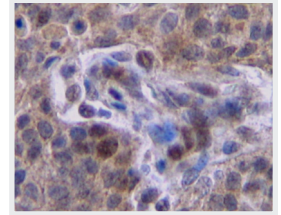
12170 Flint Place, Poway, CA 92064, USA

prosci-inc.com | info@prosci-inc.com | Phone: (858) 513 2638

Select Interferon (IFN) Antibodies

Product	Cat. No.	Clonality	Host	Tested Applications
IFN-gamma Antibody	XP-5155	Polyclonal	Rabbit	E, WB, Neut
IFNG Antibody	14-432	Polyclonal	Rabbit	WB, IHC

For a complete list of IFN antibodies, visit us at [prosci-inc.com](#)

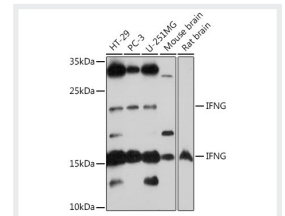


IFN-gamma Antibody
Cat. No. XP-5155
IHC of paraffin-embedded human cervical squamous cell carcinoma using IFN-gamma antibody.

Select IFN Recombinant Proteins

Product	Cat. No.	Fusion Tag	Sequence	Source
IFN-gamma R1 Recombinant Protein	96-889	His Tag	Asp 22 - Glu 258	HEK293 cells

For a complete list of IFN recombinant proteins, visit us at [prosci-inc.com](#)

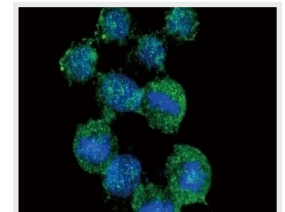


IFNG Antibody
Cat. No. 14-432
Western blot analysis of various cell lines, using IFNG antibody.

Select Chemokine Antibodies

Product	Cat. No.	Clonality	Host	Tested Applications
IL8 Antibody	63-545	Polyclonal	Rabbit	WB, IHC-P, IF, Flow

For a complete list of chemokine antibodies, visit us at [prosci-inc.com](#)



IL8 Antibody
Cat. No. 63-545
Confocal immunofluorescent analysis of IL8 antibody with HeLa cell followed by Alexa Fluor488-conjugated goat anti-rabbit IgG (green). DAPI was used to stain cell nuclear (blue).

Select Chemokine Recombinant Proteins

Product	Cat. No.	Fusion Tag	Sequence	Source
MCP-1 Recombinant Protein	40-362		Gln 24 - Thr 99	<i>E. coli</i>
CCL2 Recombinant Protein	90-376	Fc Tag	Gln 24 - Thr 99	CHO cells

For a complete list of chemokine recombinant proteins, visit us at [prosci-inc.com](#)

Select Tumor Necrosis Factor (TNF) Antibodies

Product	Cat. No.	Clonality	Host	Tested Applications
TNF Antibody [M 1 C4]	51-930	Monoclonal	Mouse	E, WB, IHC
MCP-1 Antibody [1A7B8]	32-230	Monoclonal	Mouse	E, WB

For a complete list of TNF products, visit us at [prosci-inc.com](#)



TNF Antibody [M 1 C4]
Cat. No. 51-930
IHC of human skin tissue using TNF antibody.

Colony Stimulating Factors and Growth Factors

ProSci offers Colony Stimulating Factors (CSFs) and Growth Factor antibodies and proteins for research. Visit us at [prosci-inc.com](#) for a full list.

ProSci Incorporated

12170 Flint Place, Poway, CA 92064, USA

[prosci-inc.com](#) | info@prosci-inc.com | Phone: (858) 513 2638

ProSci™