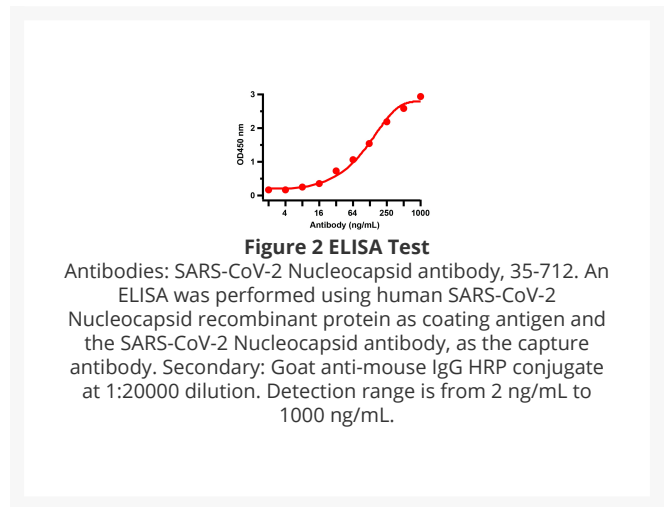
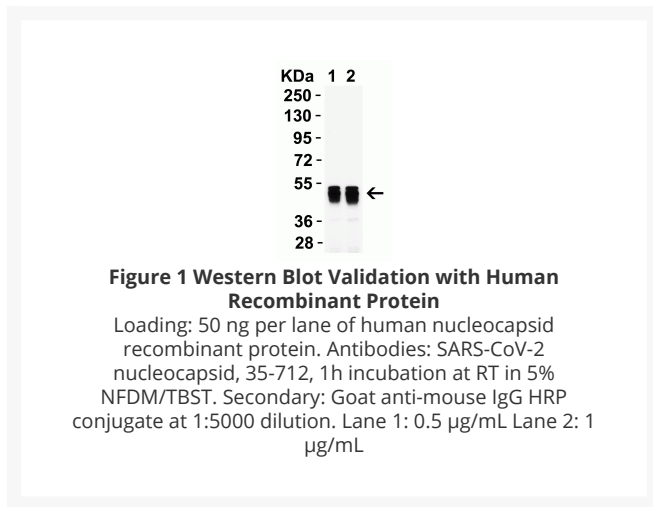





# SARS-CoV-2 (COVID-19, 2019-nCoV) Nucleoprotein Antibody [3864]

Cat. No.: 35-712



## Ψ Specifications

<b>HOST SPECIES:</b>	Mouse
<b>SPECIES REACTIVITY:</b>	Virus
<b>TESTED APPLICATIONS:</b>	ELISA, IF
<b>SPECIFICITY:</b>	Specific for the nucleoprotein of the SARS virus.

<b>PURIFICATION:</b>	SARS-CoV-2 (COVID-19, 2019-nCoV) Nucleoprotein antibody is purified from ascites fluid or culture medium by protein A chromatography or sequential differential precipitations.
<b>CLONALITY:</b>	Monoclonal
<b>ISOTYPE:</b>	Mouse IgG
<b>CONJUGATE:</b>	Unconjugated
<b>PHYSICAL STATE:</b>	Liquid
<b>BUFFER:</b>	SARS-CoV-2 (COVID-19, 2019-nCoV) Nucleoprotein antibody is in a phosphate saline buffer (0.01M, pH 7.2) containing 0.1% sodium azide preservative. No stabilizing proteins have been added.
<b>STORAGE CONDITIONS:</b>	SARS-CoV-2 (COVID-19, 2019-nCoV) Nucleoprotein antibody can be stored at -20 °C, stable for one year.



<b>ALTERNATE NAMES:</b>	Anti-SARS-CoV-2 (COVID-19, 2019-nCoV) Nucleoprotein
<b>USER NOTE:</b>	Optimal dilutions for each application to be determined by the researcher.

**ANTIBODIES FOR RESEARCH USE ONLY.**

For additional information, visit ProSci's [Terms & Conditions Page](#).