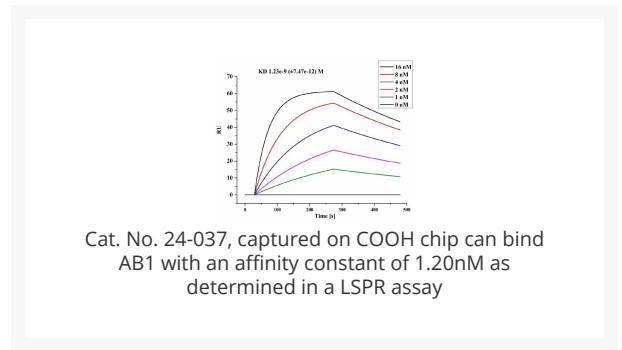
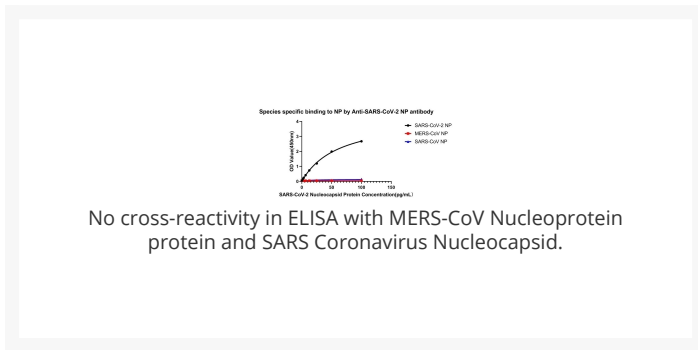
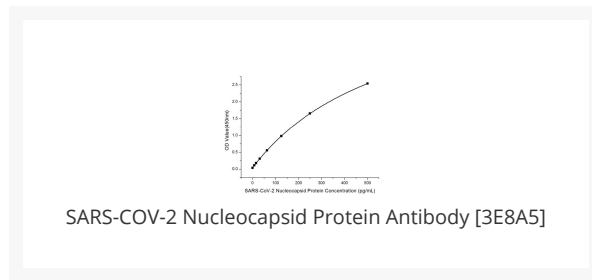




# SARS-COV-2 Nucleocapsid Protein Antibody [3E8A5]

Cat. No.: 24-036



## Ψ Specifications

<b>HOST SPECIES:</b>	Rabbit
<b>SPECIES REACTIVITY:</b>	Virus
<b>IMMUNOGEN:</b>	E.coli derived SARS-COV-2 Nucleoproteins Ser2-Ala419 (Gly335Ala) Accession #QHD43423.2
<b>TESTED APPLICATIONS:</b>	ELISA
<b>APPLICATIONS:</b>	SARS-COV-2 Nucleocapsid Sandwich Elisa: ELISA Capture: Recommended Concentration:0.5-2ug/mL, Sample: SARS-CoV-2 Nucleocapsid Protein Antibody (CAP) ELISA Capture: Recommended Concentration:0.005-0.02ug/mL, Sample: SARS-CoV-2 Nucleocapsid Protein Antibody Standard:Recommended Concentration: 7.8-500pg/mL, Sample: Recombinant SARS-COV-2 Nucleocapsid Protein with His tag

<b>SPECIFICITY:</b>	SARS-COV-2
---------------------	------------

## Ψ Properties

<b>PURIFICATION:</b>	Affinity purification < 1.0 EU/ug of the protein by LAL method.
<b>CLONALITY:</b>	Polyclonal
<b>ISOTYPE:</b>	IgG
<b>CONJUGATE:</b>	Unconjugated
<b>PHYSICAL STATE:</b>	Lyophilized
<b>BUFFER:</b>	Lyophilized from a 0.2 um filtered solution in PBS, pH7.4
<b>CONCENTRATION:</b>	1 mg/ml
<b>STORAGE CONDITIONS:</b>	2 °C - 8 °C for one month, -20 °C to -80 °C for one year. Avoid repeated freeze-thaw cycles

## Ψ Additional Info

<b>OFFICIAL SYMBOL:</b>	N
<b>ALTERNATE NAMES:</b>	SARS-CoV-2 Nucleocapsid Protein, SARS-CoV-2 NP, nucleocapsid protein [Severe acute respiratory syndrome coronavirus 2], novel coronavirus N Protein, novel coronavirus Nucleocapsid Protein, 2019-nCoV Nucleoprotein, 2019-nCoV N, 2019nCoV N, 2019-nCoV N Protein, 2019 peak N Protein, 2019-nCoV nucleocapsid protein.
<b>ACCESSION NO.:</b>	QHD43423.2
<b>GENE ID:</b>	1489678
<b>USER NOTE:</b>	Optimal dilutions for each application to be determined by the researcher.

## Ψ Background and References

<b>BACKGROUND:</b>	<p>Coronaviruses are enveloped viruses with a positive-sense RNA genome and with a nucleocapsid of helical symmetry. Coronavirus nucleoproteins localize to the cytoplasm and the nucleolus, a subnuclear structure, in both virus-infected primary cells and in cells transfected with plasmids that express N protein. Coronavirus N protein is required for coronavirus RNA synthesis, and has RNA chaperone activity that may be involved in template switch. Nucleocapsid protein is a most abundant protein of coronavirus. During virion assembly, N protein binds to viral RNA and leads to formation of the helical nucleocapsid. Nucleocapsid protein is a highly immunogenic phosphoprotein also implicated in viral genome replication and in modulating cell signaling pathways. Because of the conservation of N protein sequence and its strong immunogenicity, the N protein of coronavirus is chosen as a diagnostic tool.</p>
--------------------	---

---

**ANTIBODIES FOR RESEARCH USE ONLY.**

For additional information, visit ProSci's [Terms & Conditions Page](#).